



About Phoenix Software International, Inc.

In business since **1979** developing and supporting mainframe and personal computer software.

Relatively small, **nimble** company with three locations: Los Angeles, Tulsa, and Raleigh.

Our customers are Fortune 500 corporations, small business and everything in-between.

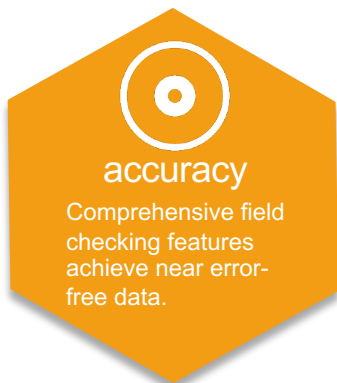
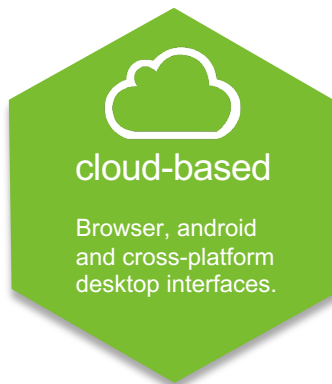
Privately held. We don't answer to shareholders with quarterly profit demands.

Our developers **are seasoned professionals** and full-time employees. We don't outsource.

Very **responsive to customer needs.** Customer input helps drive our development process.

About Entrypoint

Intelligent Data Capture



The Evolution of Data Capture



1980s

Key From Paper

The first systems were designed for "heads-down" data entry performed by clerks. These systems have functionality to reduce errors and increase speed.



1990s

Key From Image

Systems were developed to key directly from images on the screen. Images of completed forms are scanned in for keyers to view and input.



2000s

Electronic Data Capture

As computers became more ubiquitous, it made sense to have data input at the point of entry. Forms can now be filled out on-screen avoiding input by a data entry clerk.



2010s

Cloud Computing

Data can now be entered remotely and stored in a central database in the cloud. Cloud computing systems mean that data can be entered and accessed from anywhere.



NOW

Intelligent Data Capture

Entrypoint combines the best elements of all these systems to provide a best-of-breed solution.

Benefits of Using Entrypoint

Entrypoint is easier to use, more flexible and more powerful than other products.

Development

- Develop a typical application and start inputting data within minutes.
- Test it with one click.
- Output applications as a PDF to use as paper forms.
- Most customers don't need to use programming language since many advanced functions are built in.
- EntrypointScript adds even more functionality and is easy to learn, especially if you are familiar with Javascript because it uses the same syntax.

Storage

- Secure and flexible database storage capabilities.
- Supports multiple back ends including Embedded Derby, Microsoft SQL Server, and MySQL.

Data Export

- XML, CSV, TSV, TXT (delimited), SAS, PDF, and other customized output.
- Or view a batch right in Entrypoint using Table View feature.

Benefits of Using Entrypoint

(continued)

Administration and Security

- ▶ Fine-grained security is quick and straightforward to implement.
- ▶ Reporting function allows you to keep track of all data entered, who made the entries, and when they were entered.
- ▶ Track all changes, when they were made, and record comments as to why each change was necessary.

Data Capture

- ▶ Advanced features allow users to enter data quickly and easily.
- ▶ Rekey verification is not found in many competing products. Entrypoint has been providing this feature for years. In fact, we pioneered and perfected data verification.
- ▶ Complex (*not complicated*) controls over keying data.
- ▶ Set up applications based on where errors typically occur.
- ▶ Match your processes rather than conform to software limitations.
- ▶ Custom designed applications that meet your every business need.
- ▶ Easy to use key-from-image feature. Can be used in conjunction with PDF output feature to scan then input completed forms.

Customer Support

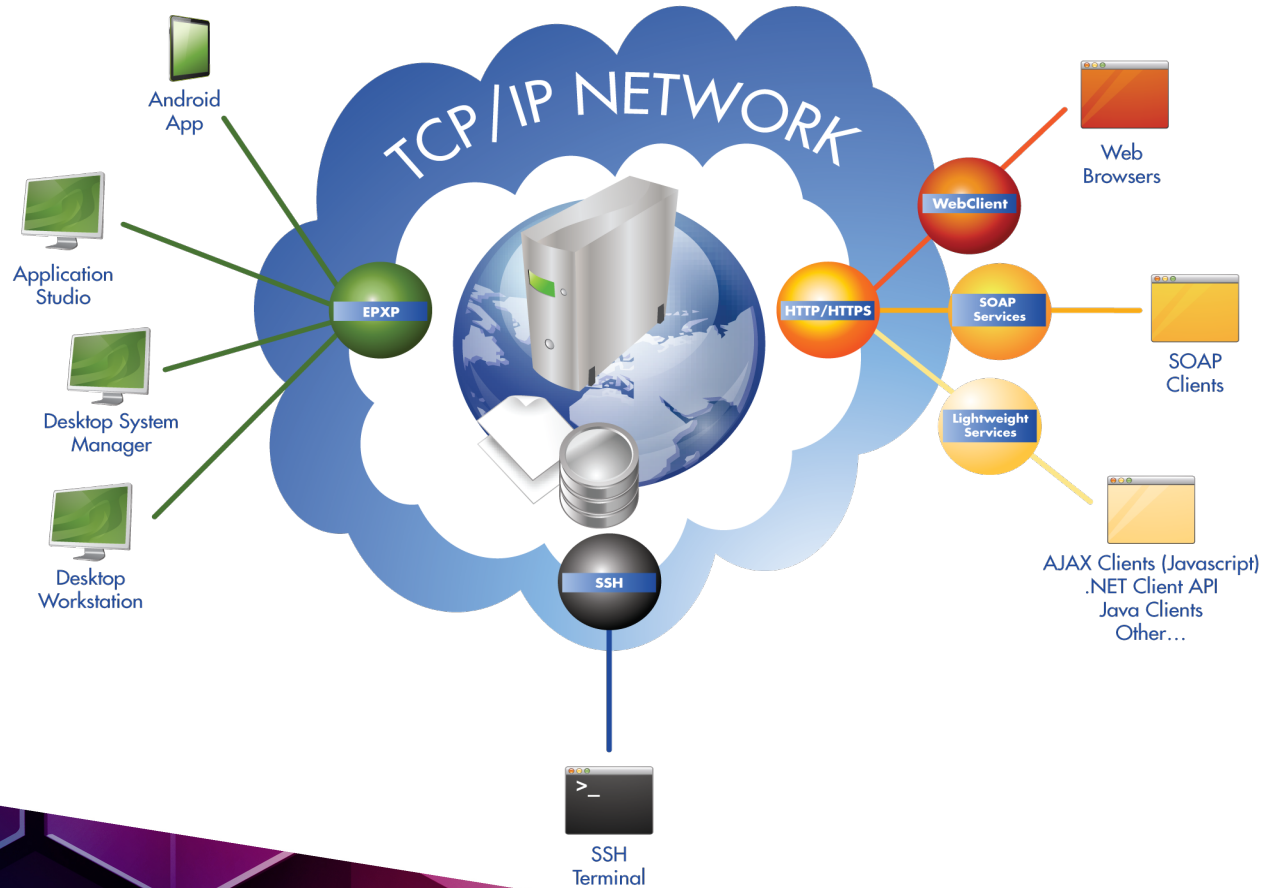


Customer Support

“We were extremely satisfied with the customer service provided by Phoenix Software. Our rep was always responsive whenever we had a problem or question. The support staff definitely goes the extra mile to help customers.”

Ron Frezieres, Director, Research Division,
CA Family Health Council

Entrypoint Solar System



Intelligent Data Capture Sample Applications

General Business

Expense Report

Report Date: Expense Date: to Pre-Approved ☐ Yes ☐ No

*Please be advised - Expenses have to be submitted no later than 45 days from date of travel

Employee Name Title Dept. ID
Home address City State Zip

Expenses

Date	Category	Description	Cost
<input type="text"/>	<input type="text"/>	<input type="text"/>	\$ <input type="text"/>
<input type="text"/>	<input type="text"/>	<input type="text"/>	\$ <input type="text"/>
<input type="text"/>	<input type="text"/>	<input type="text"/>	\$ <input type="text"/>
<input type="text"/>	<input type="text"/>	<input type="text"/>	\$ <input type="text"/>
<input type="text"/>	<input type="text"/>	<input type="text"/>	\$ <input type="text"/>
<input type="text"/>	<input type="text"/>	<input type="text"/>	\$ <input type="text"/>

Expense
Report

Customer Relationship Management

Customers: 1 of 0

Filters: All

Buttons: Add Contact, Delete Contact, View All Contacts, Search Contacts, List, Main Menu

Form Fields:

- Company
- Contact
- First Name
- Last Name
- Title
- Department
- Phone () -
- Fax () -
- Mobile () -
- Alt Phone () -
- ID/Status
- Address
- City
- State
- Zip Code
- Country
- Refused By
- Website
- Email
- Assistant
- Asst. Title
- Asst. Phone () -
- Ext
- Extension #
- DR/LAN
- Schedule
- Services
- Workstation

Buttons: Save Contact, Cancel, Save Note

Intelligent Data Capture Sample Applications

Financial

ATM CARD APPLICATION FORM

Date: Branch:

FIRST APPLICANT	
Title: <input type="radio"/> Mr. <input type="radio"/> Mrs. <input type="radio"/> Miss <input type="radio"/> Ms. <input type="radio"/> Prof. <input type="radio"/> Hon. <input type="radio"/> Dr.	
Last Name: <input type="text"/>	First Name: <input type="text"/>
Postal Address: <input type="text"/>	
Email: <input type="text"/>	Mobile: <input type="text"/>

SECOND APPLICANT (JOINT ACCOUNT)	
Title: <input type="radio"/> Mr. <input type="radio"/> Mrs. <input type="radio"/> Miss <input type="radio"/> Ms. <input type="radio"/> Prof. <input type="radio"/> Hon. <input type="radio"/> Dr.	
Last Name: <input type="text"/>	First Name: <input type="text"/>
Postal Address: <input type="text"/>	
Email: <input type="text"/>	Mobile: <input type="text"/>

BANK INFORMATION	
Account No: <input type="text"/>	Account Type: <input type="checkbox"/> Savings <input type="checkbox"/> Current
Other Accounts to be linked to card: <input type="text"/>	
Account Name: <input type="text"/>	
Is this your first ATM card? <input type="radio"/> Yes <input type="radio"/> No	
If no, please state why you are applying for a new card: <input type="text"/>	
I / We confirm that I/we have read and understood the terms and conditions overleaf.	
Confirm Applicant Name: <input type="text"/>	Confirm Joint Applicant Name: <input type="text"/>
Date: <input type="text"/>	

ATM Card Application

RTBank Visa Card Application Form

Date: Branch:

PERSONAL INFORMATION	FIRST APPLICANT	SECOND APPLICANT (Joint Acct)
Title (Mr./Mrs./Dr./Miss, etc.)	<input type="text"/>	<input type="text"/>
Surname	<input type="text"/>	<input type="text"/>
First Name	<input type="text"/>	<input type="text"/>
Date of Birth	<input type="text"/>	<input type="text"/>
Type of Identification	<input type="radio"/> Passport <input type="radio"/> Voter ID <input type="radio"/> DVL <input type="radio"/> Student ID	<input type="radio"/> Passport <input type="radio"/> Voter ID <input type="radio"/> DVL <input type="radio"/> Student ID
Identification Number	<input type="text"/>	<input type="text"/>
Mother's Maiden Name	<input type="text"/>	<input type="text"/>

ADDRESSES	
Street / House Address	<input type="text"/>
Postal Address	<input type="text"/>
Email Address	<input type="text"/>
Tel / Mobile Number(s)	<input type="text"/>

BANK INFORMATION	
Account Number	<input type="text"/>
Account Type: <input type="radio"/> Savings <input type="radio"/> Current <input type="radio"/> Foreign	
Other Accounts to be linked to card	<input type="text"/>
Account Name	<input type="text"/>
Is this your first Visa card?	<input type="checkbox"/> Yes <input type="checkbox"/> No
If no, please state why you are applying for a new card: <input type="text"/>	

Credit Card Application

(BANK USE ONLY)	
Card Type: <input type="checkbox"/> Visa Electron (ID) <input type="checkbox"/> Visa Electron	
Bank Official Details	
Name <input type="text"/>	Signature <input type="text"/>
Authorized by <input type="text"/>	Date <input type="text"/>

Intelligent Data Capture Sample Applications

Government

GHANA REVENUE AUTHORITY
TAXPAYER REGISTRATION FORM - ORGANIZATION
(EXCLUDES ORGANIZATIONS REGISTERED BY THE REGISTRAR GENERAL'S DEPARTMENT)

SECTION 1: PRIOR REGISTRATION
ARE YOU A REGISTERED TAXPAYER?
☐ YES ☐ NO

SECTION 2: ORGANIZATIONAL CATEGORY
ORGANIZATION TYPE (PICK ONE) ☐ INDIA ☐ INDIA ☐ FOREIGN BRANCH ☐ TRUST
☐ CO-OPERATIVE ☐ PUBLIC INSTITUTION ☐ OTHER

SECTION 3: ORGANIZATIONAL DETAILS
ORGANIZATION NAME _____
RESIDENT DATA AND ☐ YES ☐ NO
(OTHER INFORMATION AND REGISTRATION) ☐ IMPORTER ☐ EXPORTER ☐ TAX CONSULTANT ☐ NOT APPLICABLE
NATURE OF BUSINESS _____
TURNOVER _____
NO. OF EMPLOYEES _____

SECTION 4: PREVIOUS TAX REGISTRATION INFORMATION (Complete this section if you are a registered taxpayer)
CURRENT TAX OFFICE _____
OLD TIN NUMBER _____
JRS TIN NUMBER _____

SECTION 5: BUSINESS ADDRESS
HOUSE NUMBER _____ BUILDING NAME _____
STREET NAME (PREVIOUSLY USED) _____
TOWN/VILLAGE _____ LOCATION/AREA _____
POSTAL CODE _____

Page: _____ Number: _____

☐ LETTER

Taxpayer
Registration

SECTION 6: BRANCHES
NAME _____ LOCATION _____

SECTION 7: ASSOCIATED BUSINESS DETAILS
TIN _____ LOCATION _____

SECTION 8: TRUSTEES / OFFICERS
TIN _____ LOCATION _____

SECTION 9: DECLARATION
I, _____ full name of applicant declare that the information given above is correct.
POSITION _____
SUBMITTER'S NAME _____

SECTION 10: OFFICE USE
ORIGINATING TAX OFFICE _____ ASSIGNED TAX OFFICER _____
VETTING OFFICER _____ ISC CODE _____
DATE OF SUBMISSION: (/ /) (DDMMYYYY) RPS TAX FILED _____
DATA ENTRY OFFICER _____ DATE OF DATA ENTRY _____
REMARKS _____ ISSUED TIN _____

RECENT PASSPORT SIZE PICTURE OF VEHICLE OWNER

DRIVER AND VEHICLE LICENSING AUTHORITY
(Ministry of Roads and Transport)
FORM A (Original) FORM OF APPLICATION TO REGISTER A MOTOR VEHICLE
(Registration 2 of the Road Traffic Regulations, 1974) DVL FA 0212843 original

1. PARTICULARS OF VEHICLE OWNER
Full Name of Applicant: _____
Postal Address: _____ Tel: _____
Residential Address: _____ Tel: _____

2. PARTICULARS OF AUTHORIZED AGENT
Full Name of Agent: _____
Postal Address: _____ Tel: _____
Residential Address: _____ Tel: _____

3. DESCRIPTION OF VEHICLE (According to Manufacturer's specification)
A. CHASSIS
Make: _____ Colour: _____
Model: _____ Type: _____
Chassis Number: _____ Year of Manufacture: _____
Country of Importation: _____
Measurements (cm) Length _____ Width _____ Height _____
Number of Axles _____ Number of Tires (Excl. Spares) _____

TO BE FILLED OUT BY LICENSING AUTHORITY:
Permissible Axle Load (kg) Front _____ Middle _____ Rear _____
Net Vehicle Weight (kg) Gross Vehicle Weight (kg) _____
Permissible Loading Capacity (kg) No. of Persons Allowed _____

B. ENGINE
Make: _____ Engine Number: _____
Number of Cylinders _____
Horse Power _____

4. PRIVATE OR COMMERCIAL USE (State the appropriate use)

5. DATE OF ENTRY: / /

6. REFERENCE NUMBER OF LETTER OF ATTORNEY FROM V
I declare that, this application to register a motor vehicle contains full and true information to state.
Date: / / Signature card obtained? ☐ Yes

Driver and
Vehicle
Licensing



Live Demo

Partial Client List: Financial Sector

Past and Present

American Modern Insurance
Bank of America
Bank of Canada
Bank of Iowa, Computer Svcs.
Busey Bank
Central Pacific Bank
Continental Casualty Co.
CNA Insurance
CSX Commercial Services
C.W. Sweeney & Co.
Dreyfus
Dunsnet
Ernest & Young
Farm Credit Bank

First Life Assurance Co.
Gleco Payment Systems
Hartford Insurance Co.
Insurance Data Processing
Maine State Retirement Sys.
McGraw-Hill Data Resources
Midland Insurance Company
Northwest Bank
SFBC Charlotte
State Street Bank
Telecredit
Tompkins Trust Company
Visa U.S.A.
Wells Fargo Bank

Partial Client List: Government Sector

Past and Present

Australian Federal Police

City of Sacramento

City of San Francisco

Dept. of Commerce

Dept. of Energy

Dept. of HUD

Dept. of Labor

Dept. of Navy

Harris County

North Dakota Human Services

Office of Financial Management

San Francisco Public Utilities

St. Louis Police Dept. – 911 Call Ctr.

Sonoma County

State of California

State of Idaho

State of Maine

State of Missouri

State of Oregon

State of Texas

US Aid / Philippines

US Census Bureau

Why Entrypoint?

Data Entry is our Business!

- Entrypoint creates data entry formats for almost anything.

Flexibility

- Entrypoint is not limited to one form or one purpose like others.
- Entrypoint allows multiple remote locations.

Low error rates

- Entrypoint has intelligent error-checking logic and features for near error free data.

Easy to use


- Anybody can create applications! No need for programmers.
- Its advanced features allow users to enter data quickly and easily.

ROI

- Entrypoint has competitive hard-dollar purchase price and maintenance fees.
- Several models: Purchase or all-inclusive pay as you go.



Questions?



Thank you for
reviewing Entrypoint!

